

232

233

234

235

236

237

PANEL MOUNTED
COURTESY LAMP
(FOOT LAMP)
RH



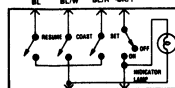
C316

HAZARD
FLASHER
SWITCH



C252

SPEED
CONTROL
LEVER



C269



ILLUM.
LAMP



C270

SPEED
CONTROL
AMPLIFIER



C268

STOP LAMP
SWITCH



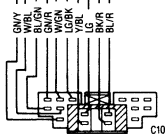
C256

BL/R
BK/Y
BK/R
GN/W
BK/W
W/Y
BL/GN
LG
BL/GN
W/BK
R/GN
W/BL
GN/R
R/BK
BK
BK/BL
BK/Y
BK/BL
GN/W
BK
BL/Y
W
BL/W
Y/W
W/R
BL/Y
GN/BK
R/W
GN/W
Y/GN
Y/R
BK
BR/BK
R/BL
GN/W
R
W/GN
GN/BK
BL/R
R/BK
W/GN
GN/W
BL/R
W/GN
R/BK
W/GN



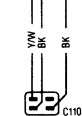
C315

PANEL MOUNTED
COURTESY LAMP
(FOOT LAMP)
LH



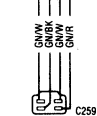
ZONE F-107
REAR OF ECA
UNDER CENTER
CONSOLE

C109



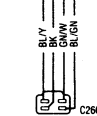
ZONE F-108
REAR OF ECA
UNDER CENTER
CONSOLE

C110



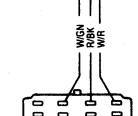
A/C RELAY
NO. 1

C259



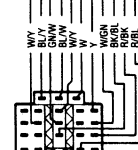
A/C RELAY
NO. 2

C260



ZONE E-340
AT JOINT BOX

C203



ZONE F-320
BELOW JOINT
BOX NEAR LH
INTERIOR
KICK PANEL

C221

232

233

234

235

236

237